




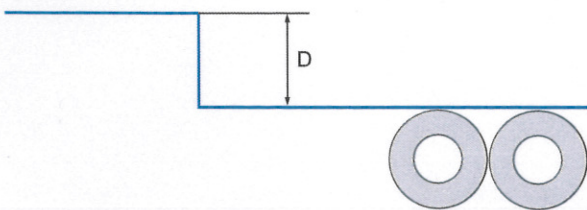
Adaptation sur mesure, pour porte engins

Type VFR



Accès col de cygne sur demande :

Angle droit



Pan coupé

